

# KINDERGARTEN SUMMER WORKBOOK




Name \_\_\_\_\_

Date \_\_\_\_\_

# SUMMER VOCABULARY

Identify the pictures below. Use the word bank below to name each picture.




\_\_\_\_\_  
\_\_\_\_\_  
\_\_\_\_\_



\_\_\_\_\_  
\_\_\_\_\_  
\_\_\_\_\_



\_\_\_\_\_  
\_\_\_\_\_  
\_\_\_\_\_



\_\_\_\_\_  
\_\_\_\_\_  
\_\_\_\_\_

## Word Bank:

watermelon	ball	sun	umbrella
------------	------	-----	----------

Name \_\_\_\_\_

Date \_\_\_\_\_

# SUMMER VOCABULARY

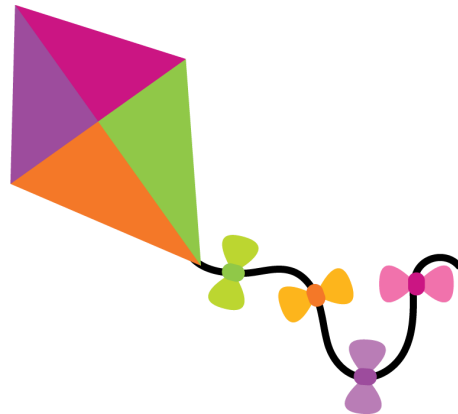
Identify the pictures below. Use the word bank below to name each picture.



\_\_\_\_\_

\_\_\_\_\_


\_\_\_\_\_



\_\_\_\_\_

\_\_\_\_\_

\_\_\_\_\_



\_\_\_\_\_

\_\_\_\_\_

\_\_\_\_\_



\_\_\_\_\_

\_\_\_\_\_

\_\_\_\_\_

## Word Bank:

strawberry	kite	ice cream	juice
------------	------	-----------	-------

Name \_\_\_\_\_

Date \_\_\_\_\_

# SENTENCE WRITING

Look at the picture below. Write a sentence that tells about the picture.



---

---

---

---

---

---

---

---

---

---

Name \_\_\_\_\_

Date \_\_\_\_\_

# SENTENCE WRITING

Look at the picture below. Write a sentence that tells about the picture.



---

---

---

---

---

---

---

---

---

---

Name \_\_\_\_\_

Date \_\_\_\_\_

# SENTENCE WRITING

Look at the picture below. Write a sentence that tells about the picture.



---

---

---

---

---

---

---

---

---

---

Name \_\_\_\_\_

Date \_\_\_\_\_

# SENTENCE WRITING

Look at the picture below. Write a sentence that tells about the picture.



---

---

---

---

---

---

---

---

---


---

Name \_\_\_\_\_

Date \_\_\_\_\_

# SENTENCE WRITING

Look at the picture below. Write a sentence that tells about the picture.



---

---

---

---

---

---

---

---

---

---



Name \_\_\_\_\_

Date \_\_\_\_\_

# SENTENCE WRITING

Look at the picture below. Write a sentence that tells about the picture.



---

---

---

---

---

---

---

---

---

---

Name \_\_\_\_\_

Date \_\_\_\_\_

# SENTENCE WRITING

Look at the picture below. Write a sentence that tells about the picture.



---

---

---

---

---

---

---

---

---

---

Name \_\_\_\_\_ Date \_\_\_\_\_

# SUMMER ACTIVITY

What is your favorite summer activity?

\_\_\_\_\_

.....

\_\_\_\_\_

\_\_\_\_\_

.....

\_\_\_\_\_

\_\_\_\_\_

.....

\_\_\_\_\_

\_\_\_\_\_

.....

\_\_\_\_\_

\_\_\_\_\_

.....



\_\_\_\_\_

.....

\_\_\_\_\_

\_\_\_\_\_

.....

\_\_\_\_\_

\_\_\_\_\_

.....

\_\_\_\_\_

Name \_\_\_\_\_

Date \_\_\_\_\_

# SUMMER'S BEST THING

# What is the best thing about summer?

A cartoon illustration of a young boy with black hair, wearing an orange tank top and red shorts, standing on a blue inflatable ring in the water. He is holding a white paddle. The background is a light blue sky with white clouds. The entire page is framed by a dotted line border.



Name \_\_\_\_\_

Date \_\_\_\_\_

# MY ICE CREAM FLAVOR

If you would make an ice cream flavor, what would it be?

An illustration of a young boy with curly brown hair, wearing a black t-shirt, grey shorts, and a light blue backpack. He is standing on a patch of green grass and waving his right hand towards a man in an orange ice cream truck. The man, who has a mustache and is wearing a grey shirt and orange overalls, is holding a single scoop of orange ice cream. The truck is orange with a white roof and a large ice cream cone graphic on its side. The background consists of several horizontal lines (solid top and bottom, dotted in the middle) on a white background, typical of a primary school writing paper.

Name \_\_\_\_\_ Date \_\_\_\_\_

# MY SPECIAL SUMMER DAY

What would you like to do on a summer day?

\_\_\_\_\_

.....

\_\_\_\_\_

\_\_\_\_\_

.....

\_\_\_\_\_

\_\_\_\_\_

.....

\_\_\_\_\_

\_\_\_\_\_

.....

\_\_\_\_\_

\_\_\_\_\_

.....

\_\_\_\_\_







Name \_\_\_\_\_

Date \_\_\_\_\_

# SUMMER COUNTING



Find and count the following items.






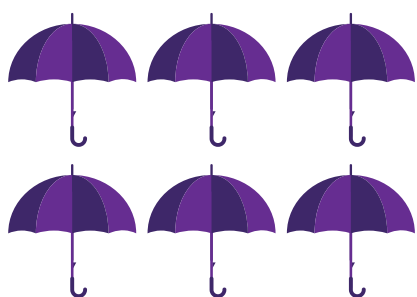


Name \_\_\_\_\_

Date \_\_\_\_\_

# SUMMER COUNTING

Count the umbrella and circle the correct number.

	<div>5</div> <div>6</div> <div>4</div>
	<div>2</div> <div>1</div> <div>3</div>
	<div>9</div> <div>10</div> <div>8</div>
	<div>1</div> <div>2</div> <div>3</div>
	<div>6</div> <div>4</div> <div>5</div>
	<div>5</div> <div>6</div> <div>4</div>









Name \_\_\_\_\_

Date \_\_\_\_\_

# SUMMER COUNTING

Count the ice cream scoops and circle the correct number.



	<div>1</div> <div>3</div> <div>2</div>		<div>3</div> <div>4</div> <div>5</div>
	<div>4</div> <div>2</div> <div>3</div>		<div>5</div> <div>7</div> <div>6</div>
	<div>9</div> <div>7</div> <div>8</div>		<div>1</div> <div>2</div> <div>3</div>

Name \_\_\_\_\_

Date \_\_\_\_\_

# SUMMER GRAPH

Find and graph the items listed. Then answer the questions below.



How many of each?



Which item did you find the most of? \_\_\_\_\_







Which item did you find the least of? \_\_\_\_\_

Name \_\_\_\_\_

Date \_\_\_\_\_

# SUMMER PATTERN

Look at the patterns below. Cut out the images at the bottom. Paste the image that comes next in each pattern.




Name \_\_\_\_\_

Date \_\_\_\_\_

# SUMMER COLORING

Color the picture below.




Name \_\_\_\_\_

Date \_\_\_\_\_

# SUMMER COLORING

Color the picture below.



Name \_\_\_\_\_

Date \_\_\_\_\_

# SUMMER COLORING

Color the picture below.



Name \_\_\_\_\_

Date \_\_\_\_\_

# SUMMER COLORING

Color the picture below.



Name \_\_\_\_\_

Date \_\_\_\_\_

# SUMMER COLORING

Color the picture below.





Name \_\_\_\_\_

Date \_\_\_\_\_

# SUMMER COLORING

Color the picture below.

